

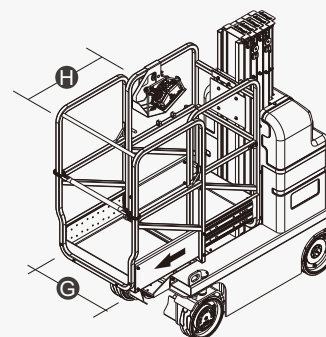
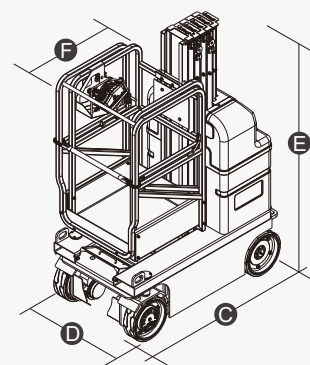
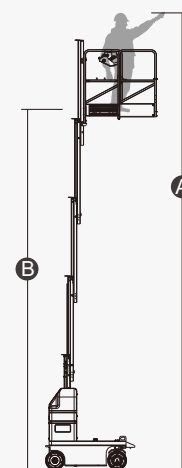
## SPECIFICATIONS

| Size  | Metric      | British         |
|---|-------------|-----------------|
| Max. Working Height <b>A</b>                    | 9.50m       | 31ft 2in        |
| Max. Platform Height <b>B</b>                   | 7.50m       | 24ft 7in        |
| Overall Length <b>C</b>                         | 1.44m       | 4ft 9in         |
| Overall Width <b>D</b>                          | 0.80m       | 2ft 7in         |
| Overall Height <b>E</b>                         | 1.99m       | 6ft 6in         |
| Platform Size(Length <b>F</b> /Width <b>G</b> ) | 0.75m×0.73m | 2ft 5in×2ft 5in |
| Platform Extension Size <b>H</b>                | 0.53m       | 1ft 9in         |
| Ground Clearance(Stowed)                        | 0.06m       | 2in             |
| Ground Clearance(Raised)                        | 0.014m      | 1in             |
| Wheelbase                                       | 1.12m       | 3ft 8in         |
| Turning Radius(Inside/Outside)                  | 0/1.58m     | 0/5ft 2in       |
| Tyres   | Φ323×100mm  | Φ1ft 1in×4in    |

| Performance          |           |           |
|----------------------|-----------|-----------|
| S.W.L                | 136kg     | 299lb     |
| Max. Occupants       | 1/0       | 1/0       |
| Gradeability         | 25%       | 25%       |
| Max. Working Slope   | 1.5°/ 3°  | 1.5°/ 3°  |
| Travel Speed(Stowed) | ≥ 4.0km/h | ≥ 2.48mph |
| Travel Speed(Raised) | ≥ 0.6km/h | ≥ 0.37mph |
| UP/Down Speed        | 29/32sec  | 29/32sec  |

| Weight |        |        |
|--------|--------|--------|
| Weight | 1560kg | 3439lb |

| Power         |               |               |
|---------------|---------------|---------------|
| Battery       | 24V/115Ah     | 24V/115Ah     |
| Charger       | 24VDC/15A     | 24VDC/15A     |
| Drive Motor   | 2×24VDC/1.0kW | 2×24VDC/1.0kW |
| Lifting Motor | 24VDC/2.0kW   | 2×24VDC/1.0kW |



## FEATURES

### Standard Items

- Proportional Joystick Controls
- Self-Locking Gates
- One-Way Platform Extension Deck
- Drivable At Full Height
- Non-Marking Tires
- Two-Wheel Drive
- Two-Wheel Steering
- Automatic Braking System
- Emergency Descent System
- Tubing Explosion-Proof System
- Fault Diagnosis System
- Tilt Alarm
- Motion Alarm
- Horn
- Hour Meter
- Standard Transport Forklift Holes
- Charging Protection System
- Flashing Beacon
- Automatic Pothole Protection
- Drive Enable
- Charging Indicator
- Manual Brake Release
- Lanyard Attachment Point
- Tie-Down And Lifting Points
- Platform Load Sense System
- Emergency Stop Button



### ZHEJIANG DINGLI MACHINERY CO., LTD.

Address: No.188 Qihang Road, Deqing, Zhejiang P.R.C 313219

Telephone: +86(572)8681688

E-Mail: [export@cndingli.com](mailto:export@cndingli.com)

[Https://en.cndingli.com](https://en.cndingli.com)

Due to continuous technology updates, technical parameters are subject to change without notice. This picture book is for reference only, the actual product shall prevail. The copyright is owned by zhejiang dingli, any content may not be copied for any purpose without written permission.

2022-09

