

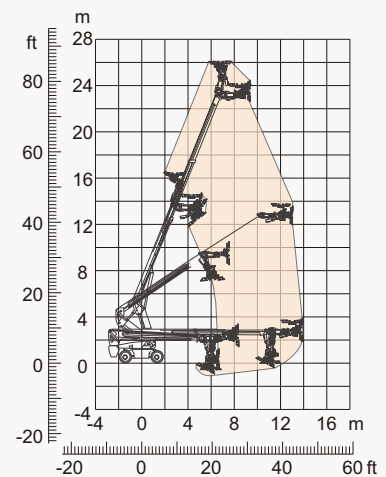
## SPECIFICATIONS

Performance				
Load Capacity	800kg	1200kg		1500kg
Max. Working Height (Glass Installed Horizontally)	26.16m	22.84m	26.16m	21.93m
Max. Working Height (Glass Installed Vertically)	23.59m	20.26m	23.59m	19.62m
Max. Horizontal Reach	13.95m	11.85m		10.85m
Turning Radius (Inside/Outside)	1.87m/3.22m			
Turntable Rotation	360°Continuous			
Grab Mechanism Shoulder Horizontal Swing Angle Range	+/- 80°		+/- 15°	
Grab Mechanism Up&Down Pitch Luffing Angle	-90~82.5°			
Grab Mechanism Horizontal Telescopic Stroke	0.30m			0.10m
Grab Mechanism Elbow Pitch Angle Range	-30~90°			
Grab Mechanism Horizontal Swing Angle	+/-60°			
Grab Mechanism Up& Down Vertical Translation Stroke	0.20m			
Grab Mechanism Left&Right Lateral Translation Stroke	0.20m			
Grab Mechanism Wrist Rotation Angle	360°Continuous			
Max. Working Slope	3°			
Wind Speed	12.5m/s			

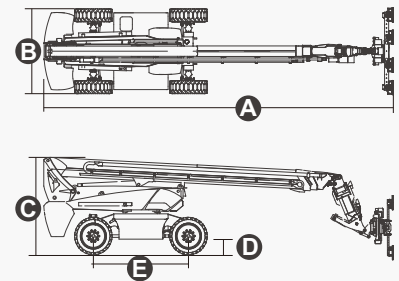
Dimension	
Overall Length (Stowed) <sup>A</sup>	10.29m
Overall Length (Transport)	10.43m
Overall Width <sup>B</sup>	2.50m
Overall Width (Transport)	2.31m
Overall Height <sup>C</sup>	2.87m
Overall Height (Transport)	2.54m
Ground Clearance <sup>D</sup>	0.41m
Turntable Tailswing	1.61m
Wheelbase <sup>E</sup>	2.80m
Tires	385/45-28

Power	
Travel Speed (Stowed)	≥6km/h
Travel Speed (Raised)	≥1.1km/h
Gradeability	30%
Driving Motor	XYQ-18-1H/54VAC 18KW 3243RPM
Lifting Motor	XYQD-24H/56VAC 24KW 2150RPM
Electronic Control System Voltage	12V
Hydraulic Tank	165L
Lithium Battery	TFL-520-DL1/80v
Charger	YP603-7280/90-264VAC

Weight	
Overall Weight	19500kg




Range Of Motion



## FEATURES

### Standard Items

- Integral Integrated Special Drive Axle For Construction Machinery
- Front Oscillating Axle
- Four-Wheel Steering
- Four-Wheel Drive
- Remote Control Unit
- Suction Cup 360° Continuous Rotation
- Variable Length Suction Cup Beam Device
- Glass Weighing Sensing Device
- Multi-Dimensional Grab Mechanism Automatic Leveling
- 160° Elbow Swing
- Stepless Speed Change of Elbow&Wrist Swing
- Proportional Joystick Controls
- Drive Enable
- Tilt Alarm
- Descent&Motion Alarm
- Flashing Beacon
- Horn
- Hour Meter
- 360° Continuous Turntable Rotation
- Turntable Protection Lock
- Positive Traction Four Wheel Drive
- Load Sense System
- Fault Diagnosis System
- Harsh Environment Kits
- 12VDC Auxiliary Power
- Lithium Battery 520AH/80V
- Drive Motor 18KW 3243rpm
- Lifting Motor 24KW 2150rpm



### ZHEJIANG DINGLI MACHINERY CO., LTD.

Address: No.188 Qihang Road, Deqing, Zhejiang P.R.C 313219

Telephone: +86(572)8681688

E-Mail: [export@cndingli.com](mailto:export@cndingli.com)

[Https://en.cndingli.com](https://en.cndingli.com)