

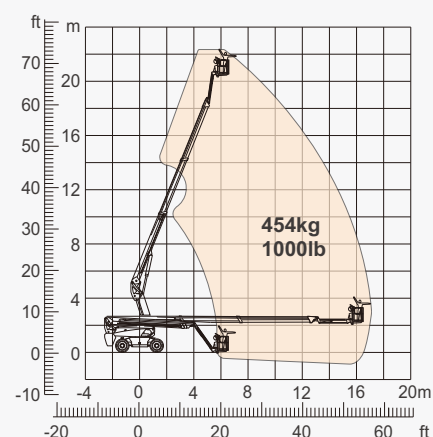
## SPECIFICATIONS

Size	Metric	British
Max. Working Height	22.51m	73ft 10in
Max. Platform Height	20.51m	67ft 4in
Max. Operating Range(+0.6m)	17.28m	56ft 8in
Max. Platform Range	16.68m	54ft 9in
Flatbed Transport Dimensions (L×W×H)	9.82m×2.50m×2.70m	32ft 2in×8ft 2in×8ft 10in
Standard Container Transport	All Applicable	All Applicable
Platform Size(Length×Width)	2.44m×0.91m	8ft×3ft
Turntable Tailswing	1.19m	3ft 11in
Ground Clearance <b>A</b>	0.28m	11in
Wheelbase <b>B</b>	2.40m	7ft 10in
Turning Radius(Inside/Outside)	1.65/2.62m	5ft 5in/8ft 7in
Tyres	315/55D20	315/55D20

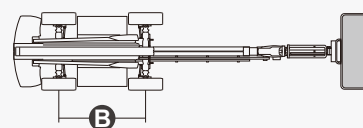
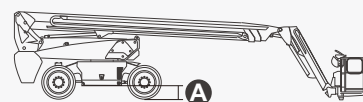
Performance		
S.W.L	454kg	1000lb
Max. Occupants	3	3
Gradeability	45%	45%
Travel Speed(Stowed)	6.0km/h	3.7mph
Travel Speed(Raised)	1.1km/h	0.7mph
Max. Working Slope	X-5°/Y-5°	X-5°/Y-5°
Turret Rotation	360°Continuous	360°Continuous
Platform Rotation	180°	180°
Jib Movement	135°	135°

Weight		
Overall Weight	13000kg	28660lb

Power		
Diesel Engine	Deutz D2.9 L4 / 36.4kW Deutz D2.9 L4 / 36.4kW	
Emergency Power System	12V	12V
Diesel Tank	135L	35gal
Hydraulic Tank	165L	43gal



Range Of Motion



## FEATURES

### Standard Items

- 2.31m (7ft 7in) Jib
- Front Oscillating Axle
- Four-Wheel Steering
- Four-Wheel Drive
- Self-Leveling Platform
- 180° Left And Right Swing Platform
- Proportional Joystick Controls
- Thumb Rocker Steer
- Drive Enable
- Ac Power Cord To Platform
- Tilt Alarm
- Descent Alarm
- Flash
- Horn
- Hour Meter
- Integral Integrated Special Drive Axle For Construction Machinery
- 360° Continuous Turntable Rotation
- Positive Traction Four Wheel Drive
- Platform Load Sense System
- Fault Diagnosis System
- Operator Anti-crushing Protection System
- Harsh Environment Kits
- 12V DC Auxiliary Power
- Deutz D2.9 L4 36.4kW /2600rpm Diesel Engine
- Hydraulic Oil Radiator
- Anti-restart Engine Protection
- Anti-reverse Engine Device
- Auto Engine Fault Shutdown



Telescopic  
Boom-BT



Working  
Height-22m



Jib



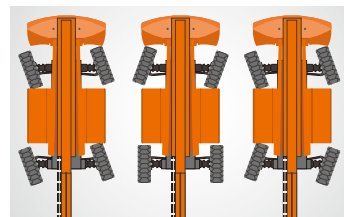
Diesel Engine



Rough  
Terrain-RT



454kg-Heavy Load



Multiple Steering Modes



Anti Extrusion Device

### ZHEJIANG DINGLI MACHINERY CO., LTD.

Address: No.188 Qihang Road, Deqing, Zhejiang P.R.C 313219

Telephone: +86(572)8681688

E-Mail: [export@cndingli.com](mailto:export@cndingli.com)

[Https://en.cndingli.com](https://en.cndingli.com)

Due to continuous technology updates, technical parameters are subject to change without notice. This picture book is for reference only, the actual product shall prevail. The copyright is owned by zhejiang dingli, any content may not be copied for any purpose without written permission.

2025-03

