

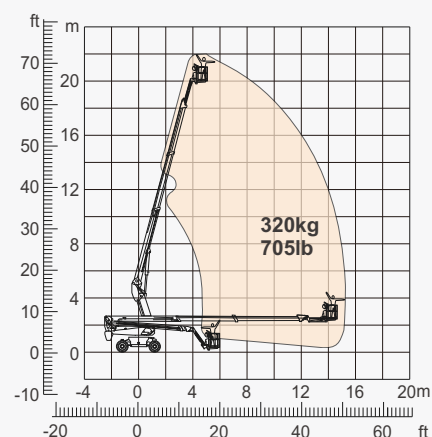
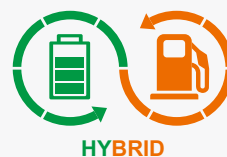
## SPECIFICATIONS

Size	Metric	British
Max. Working Height	22.22m	72ft 11in
Max. Platform Height	20.22m	66ft 4in
Max. Operating Range(+0.6m)	15.41m	50ft 7in
Max. Platform Range	14.81m	48ft 7in
Flatbed Transport Dimensions (L×W×H)	6.75m×2.44m×2.70m	22ft 2in×8ft×8ft 10in
Standard Container Transport	All Applicable	All Applicable
Platform Size(Length×Width)	1.83m×0.79m	6ft×2ft 7in
Turntable Tailswing	1.24m	4ft 1in
Ground Clearance <b>A</b>	0.31m	1ft
Wheelbase <b>B</b>	2.40m	7ft 10in
Turning Radius(Inside/Outside)	3m/4.73m	9ft 10in/15ft 6in
Tyres	315/55D20	315/55D20

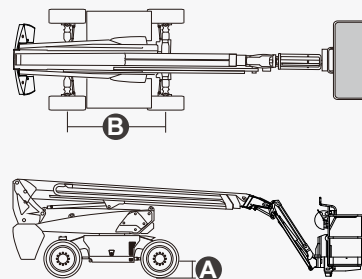
Performance		
S.W.L	320kg	705lb
Max. Occupants	2	2
Gradeability	35%	35%
Travel Speed(Stowed)	6.0km/h	3.7mph
Travel Speed(Raised)	1.1km/h	0.7mph
Max. Working Slope	X-5°/Y-5°	X-5°/Y-5°
Turret Rotation	360° Continuous	360° Continuous
Platform Rotation	180°	180°
Jib Movement	132°	132°

Weight		
Overall Weight(Lead-acid Battery)	9600kg	21164lb
Overall Weight(Lithium Battery)	9150kg	20172lb

Power		
Diesel Engine	Kubota Z482/9.8kW	Kubota Z482/9.8kW
Lead-acid Battery	48V/300Ah	48V/300Ah
Lithium Battery	48V/280Ah	48V/280Ah
Charger	48VDC/60A	48VDC/60A
Driving Motor	34VAC/9kW	34VAC/9kW
Pump Motor	34VAC/13kW	34VAC/13kW
Diesel Tank	90L	23gal
Hydraulic Tank	145L	38gal



Range Of Motion



## FEATURES

### Standard Items

- 1.50m (4ft 11in) Jib
- Front Oscillating Axle
- Two-Wheel Steering
- Four-Wheel Drive
- Self-Leveling Platform
- 180° Left And Right Swing Platform
- Proportional Joystick Controls
- Thumb Rocker Steer
- Drive Enable
- Ac Power Cord To Platform
- Tilt Alarm
- Descent Alarm
- Flash
- Horn
- Hour Meter
- Integral Integrated Special Drive Axle  
For Construction Machinery
- 360° Continuous Turntable Rotation
- Positive Traction Four Wheel Drive
- Platform Load Sense System
- Fault Diagnosis System
- Operator Anti-crushing Protection System
- Harsh Environment Kits
- 12V DC Auxiliary Power
- Battery 300Ah/48V
- Driving Motor 9kW 4834rpm
- Lifting Motor 13kW 1855rpm



Telescopic  
Boom-BT



Working  
Height-22m



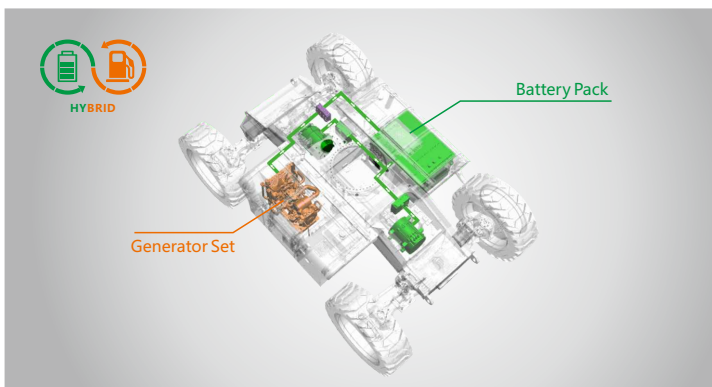
Jib



Hybrid-H



Rough  
Terrain-RT



Hybrid-Super Long Endurance Of 30 Days

### ZHEJIANG DINGLI MACHINERY CO., LTD.

Address: No.188 Qihang Road, Deqing, Zhejiang P.R.C 313219

Telephone: +86(572)8681688

E-Mail: [export@cndingli.com](mailto:export@cndingli.com)

[Https://en.cndingli.com](https://en.cndingli.com)

Due to continuous technology updates, technical parameters are subject to change without notice. This picture book is for reference only, the actual product shall prevail. The copyright is owned by zhejiang dingli, any content may not be copied for any purpose without written permission.

2025-03

